



## Christian Neighbors

Serving Martin, Otsego and Plainwell

HOURS: Monday 10-12 and 4-6pm (food only), Tuesday 10-12 and 1-4pm, Wednesday Closed  
Thursday 3-5pm, and Friday 9:30-11:30am

## In the Neighborhood

Volume 5, Issue 4

April 2018



### Get Connected!

Please join us as we learn how to make green and cheap household cleaners!

**When:** April 12

6:30-8:00pm

**Where:** Christian Neighbors

Call 269-685-4166  
ext. 103

to register or  
sign-up at the front  
desk



In honor of Earth Day, here are some clever household items that you can re-use and re-purpose to save money and the planet!

### Cereal liner bags.

- Make an icing bag. Cut a small angle on one corner or open flat and form a cone with an opening the size you want. Scoop icing into it and twist down as needed. No cleanup mess just toss when done!
- Clean and use for stacking meat patties before freezing.
- Use the bags for freezing homemade bread and buns.
- Use for leftovers or for smaller portion control and seal them with Food saver.
- Use for crushing crackers, cereal, nuts, etc., with the rolling pin. The edges of the nuts don't poke through as easily and if you end up with extra you can just leave them in the bag.

### Butter wrappers.

- Once you've removed a block of butter from its wrapping, place the wrapping in a plastic container or bag and refrigerate. Use it to grease baking pans.

### Tissue boxes.

- Empty Kleenex boxes are great for storing plastic grocery bags.
- Also a Kleenex box makes a mini-trash basket to set near a desk or other area.
- Cut box top at 4 corners, tape down the flaps. Use for storing small items that you have on your desk. Use in drawers for dividers to store various items.
- Use as garbage receptacle on bathroom counter. It's perfect for discarding cotton swabs and other non-flushables. Looks pretty too.

Making  
good  
choices  
with Money

A great way for any of us to really focus on cutting expenses is to really take a good look at our NEEDS and WANTS.




A NEED is for survival such as: Food, Water, Clothing and Housing

A WANT is more less things we would like to have such as: Candy, Toys, Gadgets, and Coffee.

For more information on needs and wants google: **ASB GetWise.**

**An important money skill to teach children is the difference between needs and wants.**

**For children that can be tricky. Here's a simple trick. Next time you read a story to your child check out one of these book on money skills. You will be reading to them and they will be learning about money. Win-Win**



**There are times that we all feel our choices are limited. At these times it's good to know that resourceful friends are available at Christian Neighbors.**

**Our goal is to help our clients solve needs with little guidance. Some resources available to you are:**

- **Michigan Works!**
- **St. Vincent DePaul**
- **Seventh Day Adventist Community Service Center**
- **ManPower & OnStaff**
- **Community Action of Allegan County**
- **Salvation Army**
- **Free Community Meals**
- **Homeless Assistance Programs**
- **Commodity Food Distributions**
- **Renewed Hope Medical Clinic**
- **Red Cross**

**GET INVOLVED WITH A PLAN TALK WITH A CASEWORKER TODAY!**

## **PROTECT YOUR FAMILY**

**FREE Fire/Smoke Alarms for your Home**

Christian Neighbors is partnering with the American Red Cross to help all those in need of Fire/Smoke Alarms. For the next two months March & April take advantage of this GREAT opportunity for FREE Smoke Alarms by **signing up here at Christian Neighbors** or call American Red Cross @ 269-353-6180 ext. 7181



**American Red Cross**

## **Check your Smoke Alarms**

